

Social Security Actuarial Status

The 2025 Annual Report of the Board of Trustees
of the OASI and DI Trust Funds

Key Changes and Results Under Intermediate Assumptions

PREPARED BY THE OFFICE OF THE CHIEF ACTUARY, SSA

CENTER FOR A RESPONSIBLE FEDERAL BUDGET WEBINAR JUNE 24, 2025

What is the Legislative Mandate for the Social Security Annual Report?

1. Trust Fund operations of the past year and the next five years
2. Actuarial status of the trust funds
 - The ability to meet the cost of scheduled benefits with scheduled revenue and trust fund reserves
 - And the extent to which scheduled revenue would fall short under current law, indicating the size of legislative changes that will be needed

The report has been produced every year starting in 1941!

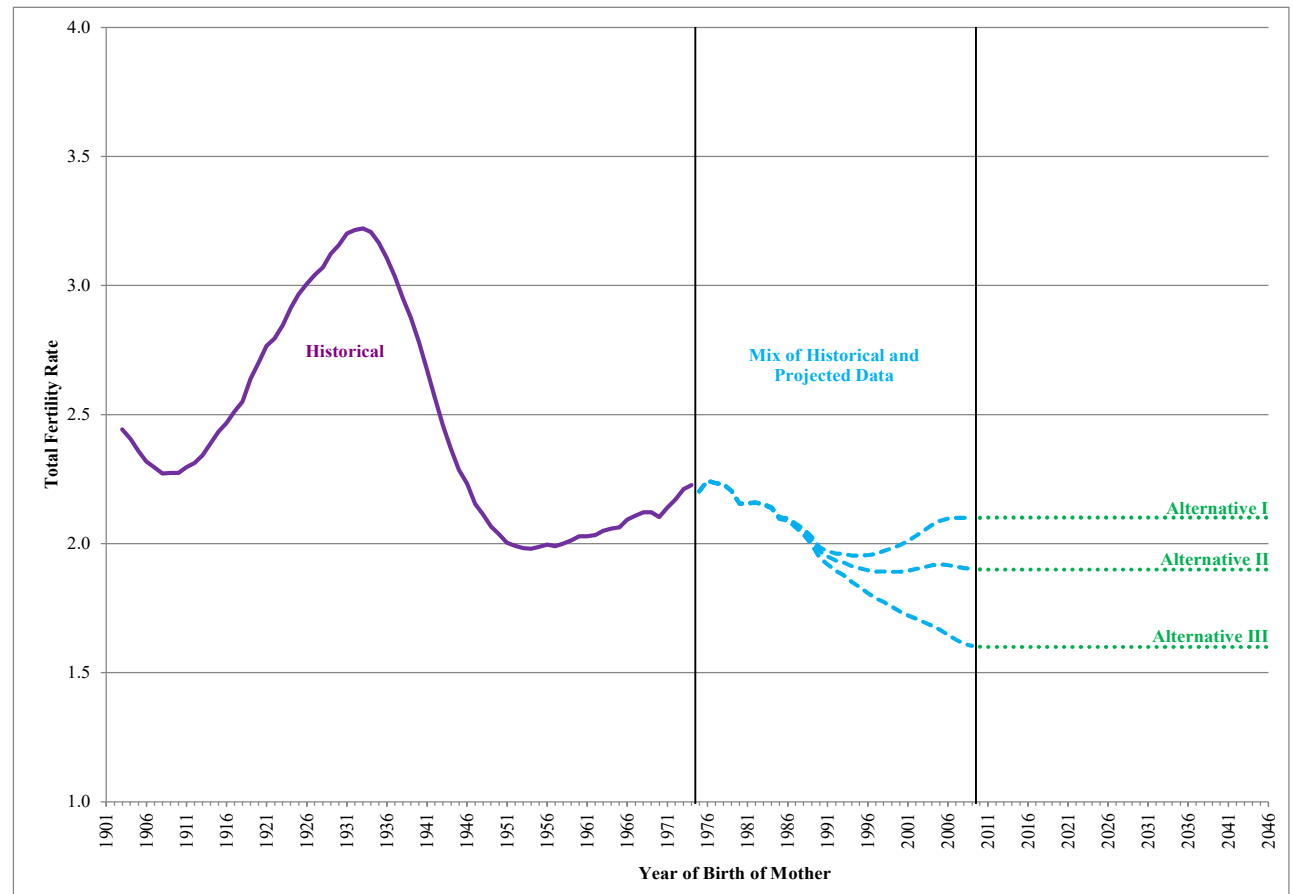
Three Primary Changes This Year

1. Law Change: The Social Security Fairness Act was enacted on January 5, 2025. This law repeals the Windfall Elimination Provision and Government Pension Offset. The repeal of these provisions increases benefits for many people who worked in jobs that were not covered by Social Security.
2. Fertility Assumption: The ultimate total fertility rate is 1.9 children per woman over her lifetime, unchanged from last year's report. However, the ultimate rate is reached in 2050, 10 years later than in last year's report. This extension of the transition path reflects the Trustees' expectation that fertility rates will recover relatively slowly from current low levels.
3. Labor Share Assumption: The ratio of total labor compensation to GDP is assumed to reach a lower long-term level than in last year's report. This updated assumption better reflects historical trends and implies somewhat slower average earnings growth in the near term.

Birth Rates by Cohort

Under intermediate assumptions, birth rates are projected to go below 2.0 for women born after 1990, reaching an assumed ultimate level of 1.9.

Chart 1.4: Historical and Projected Total Fertility Rates by Birth Cohort

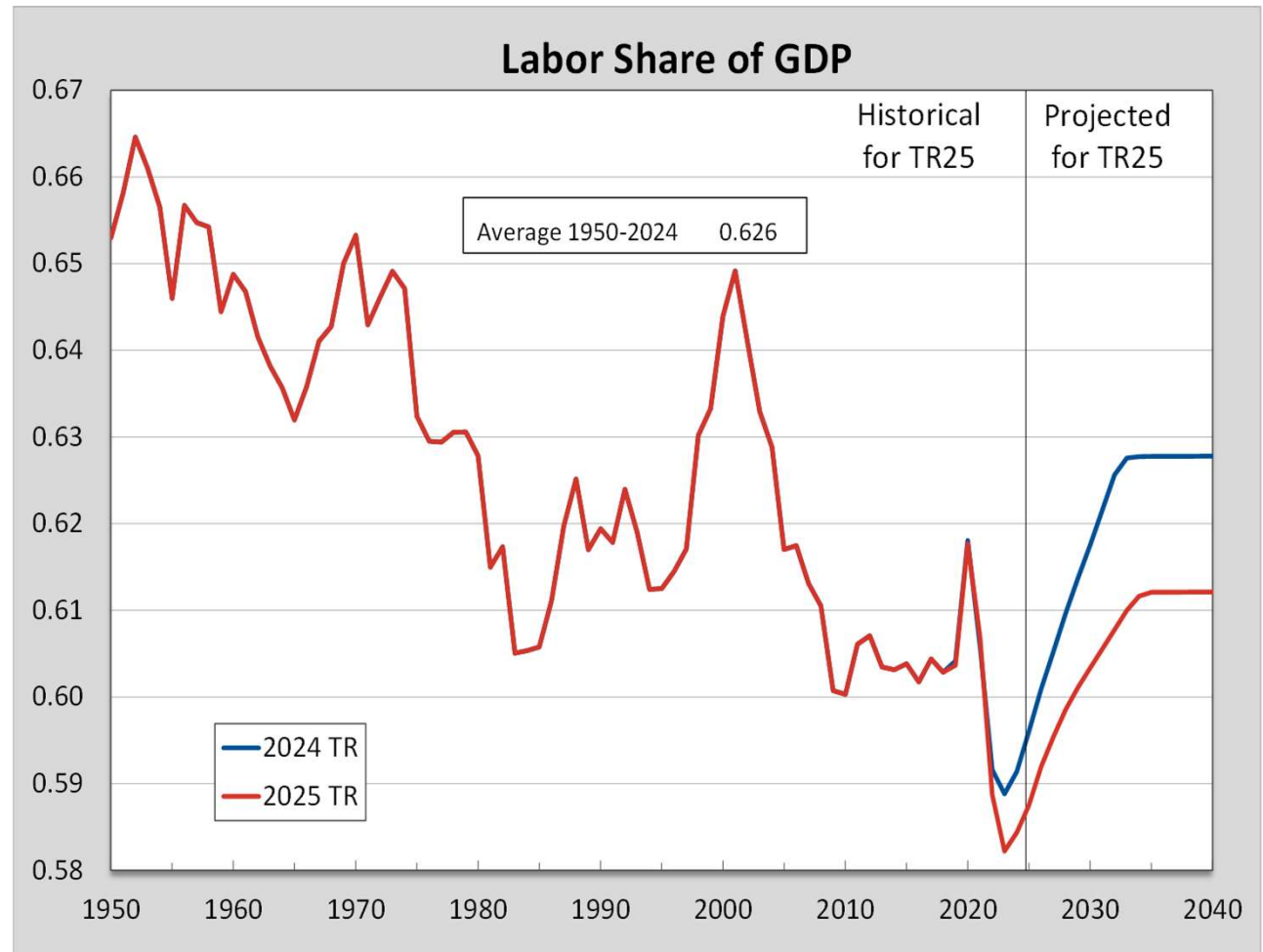


https://www.ssa.gov/oact/TR/2025/2025_Long-Range_Demographic_Assumptions.pdf

Ratio of Labor Compensation to GDP (Labor Share)

For the 2025 TR, the Trustees lowered the assumed long-term level for the labor share to 61.2 percent from 62.8 percent assumed in the 2024 TR, reflecting the experience of recent decades.

In the most recent data, the labor share of GDP in 2023 is lower than was estimated in the 2024 TR. Going forward, the labor share is projected to rise gradually to its assumed long-range value.

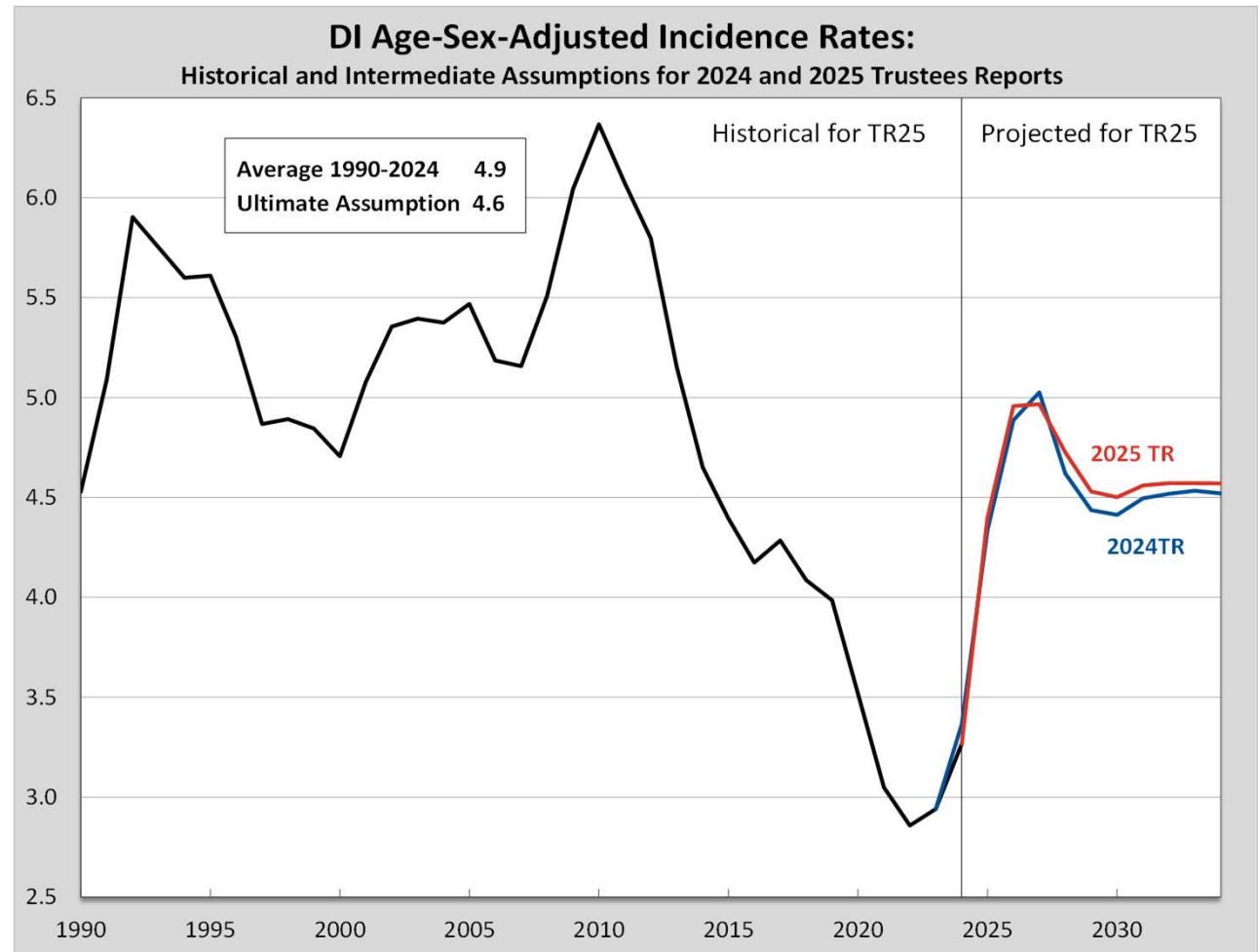


Disability Incidence Rate Remains Near Historically Low Level

DI incidence rate rose sharply in the 2007-2009 recession and has declined since the peak in 2010 to extraordinarily low levels in 2016 through 2022.

Incidence rates increased slightly in 2023 and 2024 and are projected to rise in order to reduce pending claims.

Slightly higher in the long-term based on implementation of the past relevant work regulation.

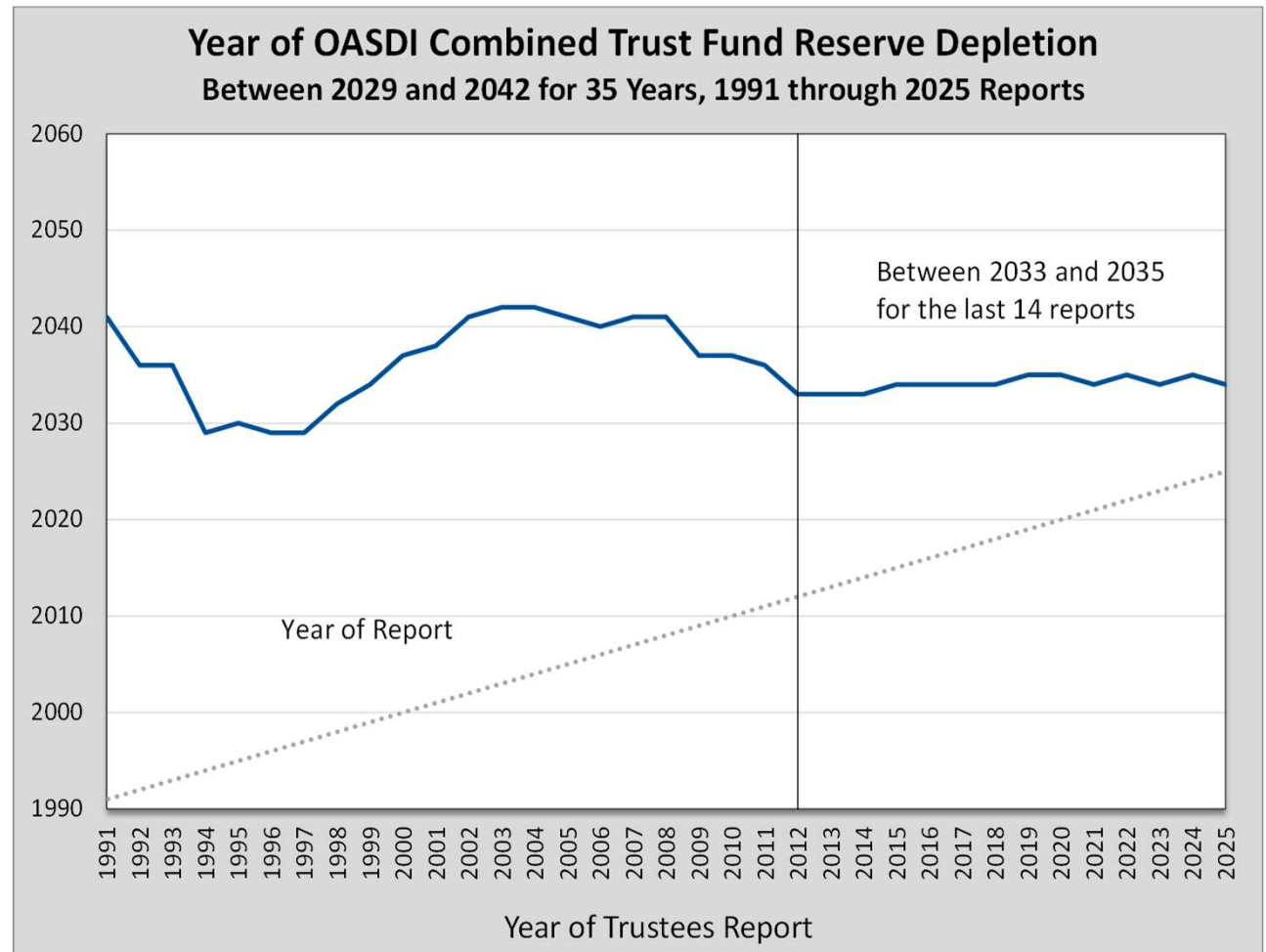


Changes in Timing of Trust Fund Reserve Depletion in 2025 Report

1. OASDI reserve depletion is in 2034 (versus 2035 in last year's report), mainly due to:
 - a) The implementation of the Social Security Fairness Act
 - b) The extension in the assumed year the ultimate total fertility rate is reached
 - c) The reduction in the long-term assumption for the ratio of total labor compensation to GDP
2. OASI reserve depletion is again in 2033 (although 3 quarters earlier than in last year's report)
3. DI reserves do not become depleted over the 75-year long-range projection period (same as in last year's report)
 - a) Applications and benefit awards continue to be quite low through 2024
 - b) Assumed gradual increase in initial applications to ultimate levels

Year of OASDI Combined Trust Fund Reserve Depletion

OASDI reserve depletion date varied from 2029 to 2042 in reports over the last 35 years (1991-2025) and from 2033 to 2035 in reports over the last 14 years (2012-2025).



Reasons for Change in Actuarial Balance in 2025 Trustees Report

Actuarial Balance: -3.82 percent of taxable payroll (from -3.50 percent in last year's report)

Valuation Period - Changes the actuarial balance by

- 0.06 percent of payroll

Legislation etc. – Changes the actuarial balance by

- Regulation on past relevant work
- Social Security Fairness Act

- 0.16 percent of payroll

(- 0.02 percent)
(- 0.14 percent)

Demographic Data/Assumptions – Changes the actuarial balance by

- Extended the year the ultimate fertility rate is reached
- Recent birth data and slightly lower assumed near-term total fertility rates
- Higher near-term assumed levels of temporary or unlawfully present immigrant entrants
- New data for mortality, immigration, marriage/divorce, and historical population

- 0.02 percent of payroll

(- 0.11 percent)
(- 0.02 percent)
(+ 0.05 percent)
(+ 0.05 percent)

Economic Data/Assumptions – Changes the actuarial balance by

- Lowered the assumed ratio of total labor compensation to GDP
- New historical OASDI covered employment data
- New data and other near-term economic assumptions

- 0.06 percent of payroll

(- 0.12 percent)
(+ 0.02 percent)
(+ 0.03 percent)

Disability Data/Assumptions – Changes the actuarial balance by

- New disability data and near-term assumptions have a negligible effect

0.00 percent of payroll

Methods and Programmatic Assumptions

- Methodological improvements, programmatic data and other improvements and updates

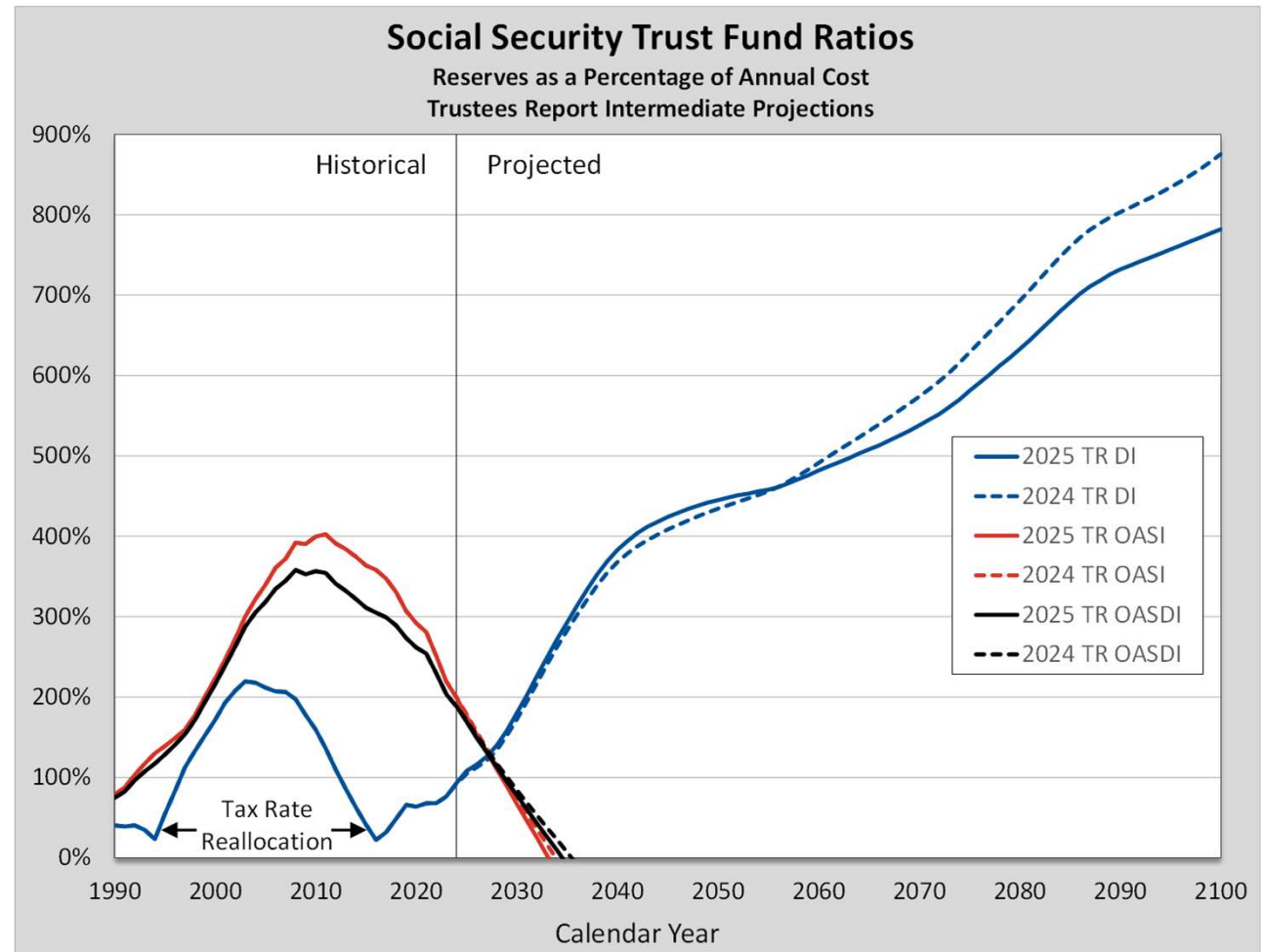
- 0.03 percent of payroll

Solvency: OASI+DI Trust Fund Reserve Depletion in 2034 (one year earlier than last year)

OASI reserve depletion date is now in the first quarter of 2033 versus the fourth quarter of 2033 in last year's report.

DI Trust Fund: reserves do not deplete, due largely to continued low applications and awards.

Note tax rate reallocations: could that happen again?

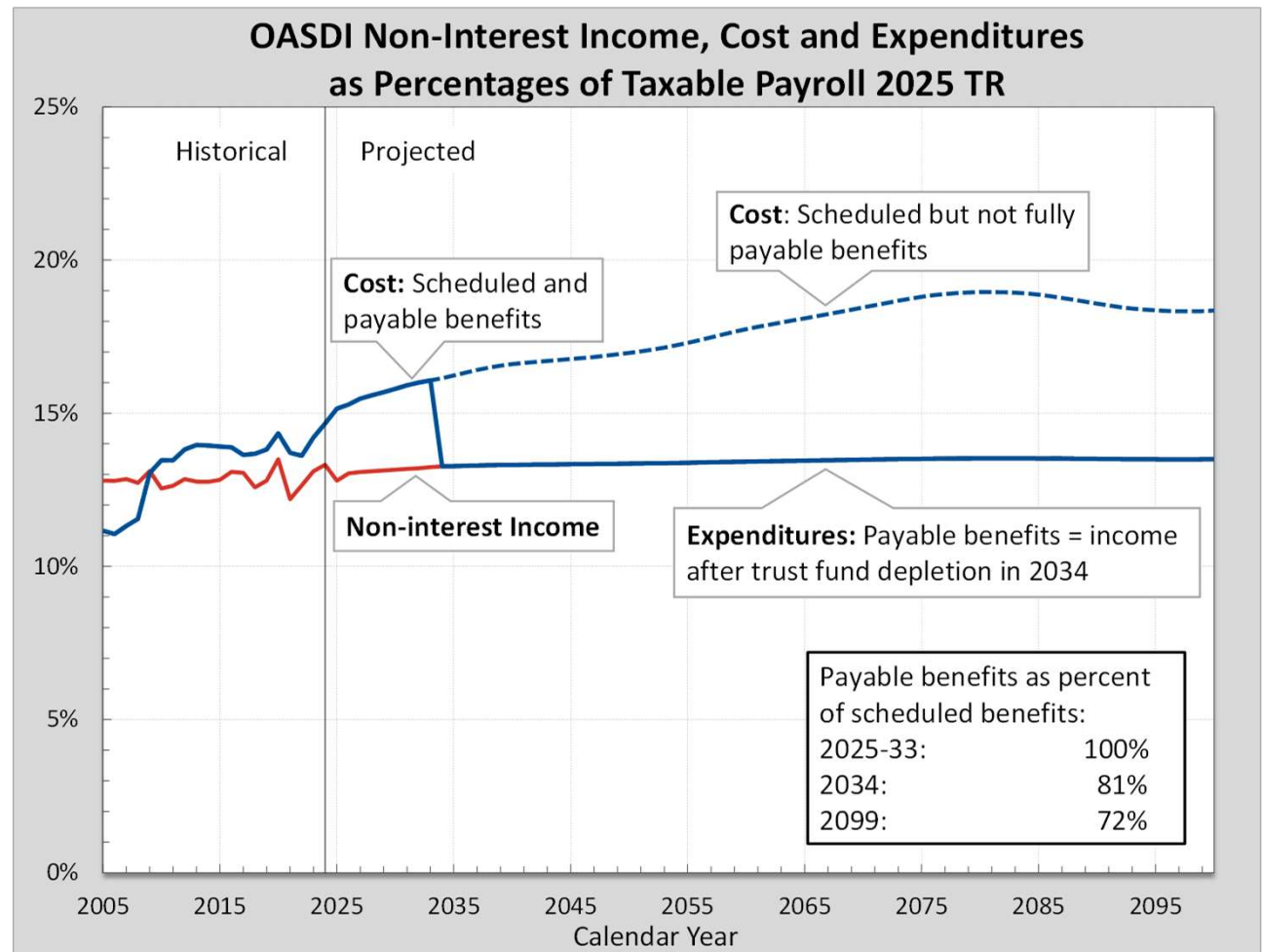


OASDI Annual Cost and Non-Interest Income as Percent of Taxable Payroll

Persistent negative annual cash-flow balance starting in 2010.

81 percent of scheduled benefits still payable at trust fund reserve depletion; was 83 percent in last year's report.

72 percent payable for 2099; was 73 percent for 2098 in last year's report.



How to Eliminate the Social Security Long-Term Actuarial Deficit

Make choices addressing OASDI shortfall 2034-2099:

- Raise scheduled revenue by 2034 by about one-third
- Reduce scheduled benefits by 2034 by about one-fourth
- Or some combination of the two

The Bottom Line

- Long-term projections provide information to assess solvency and changes needed to eliminate shortfalls.
- If trust fund reserves were to become depleted:
 - Full benefits could not be paid timely
 - NO pressure on the Budget or Federal Debt
 - So Congress must act, as it always has
- Straightforward solutions:
 - Add revenue and/or lower cost for OASDI
 - Comprehensive changes *implemented* by 2034

For More Information Go to

<http://www.ssa.gov/oact/>

- There you will find:
 - The 2025 and all prior OASDI Trustees Reports
 - Detailed single-year tables for recent reports
 - Our estimates for comprehensive proposals and individual provisions
 - Actuarial notes
 - Actuarial studies
 - Extensive databases
 - Congressional testimonies
 - Presentations by OCACT employees