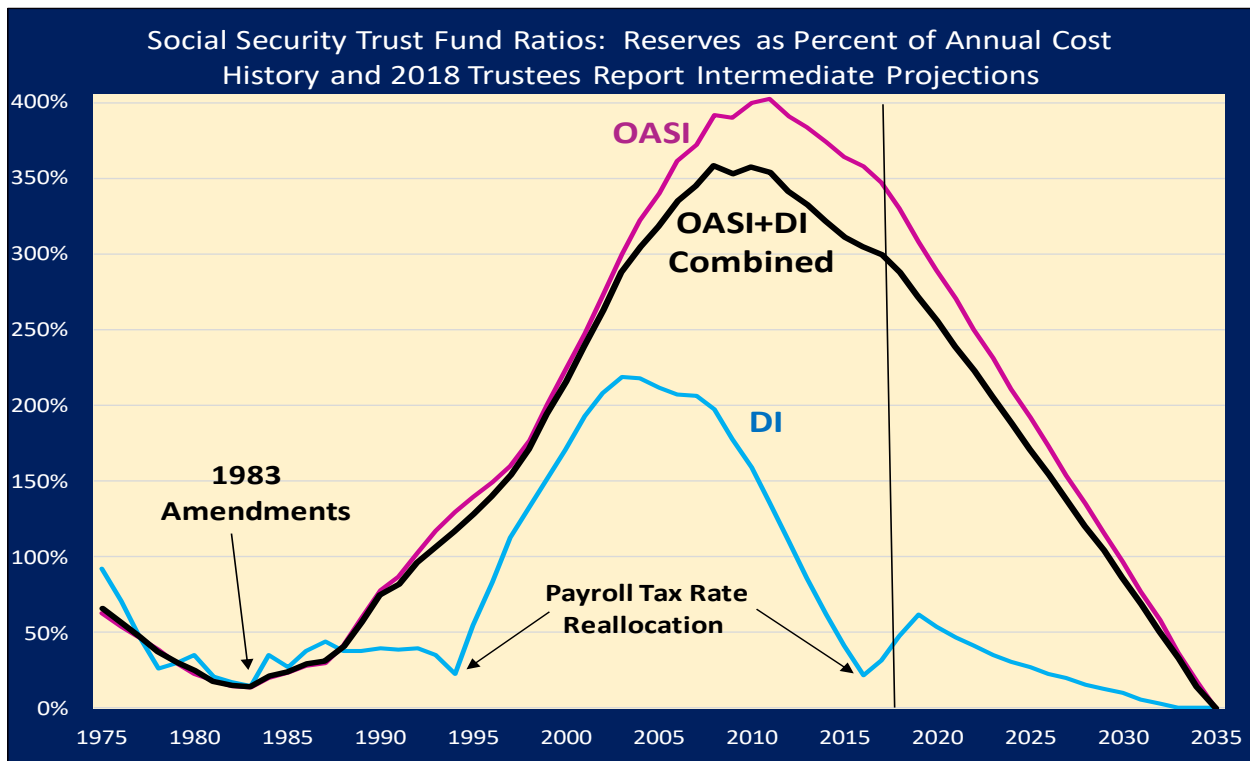


# Comprehensive Legislative Proposals to Enhance Social Security

**Testimony by Stephen C. Goss, Chief Actuary, Social Security Administration  
House Committee on Ways and Means, Subcommittee on Social Security  
April 10, 2019**

Chairman Larson, Ranking Member Reed, and members of the subcommittee, thank you very much for the opportunity to speak to you today about comprehensive legislative proposals that would enhance Social Security. As indicated in the 2018 Social Security Trustees Report, the accumulated reserves of the combined OASI and DI Trust Funds are projected to become depleted in 2034 under current law.

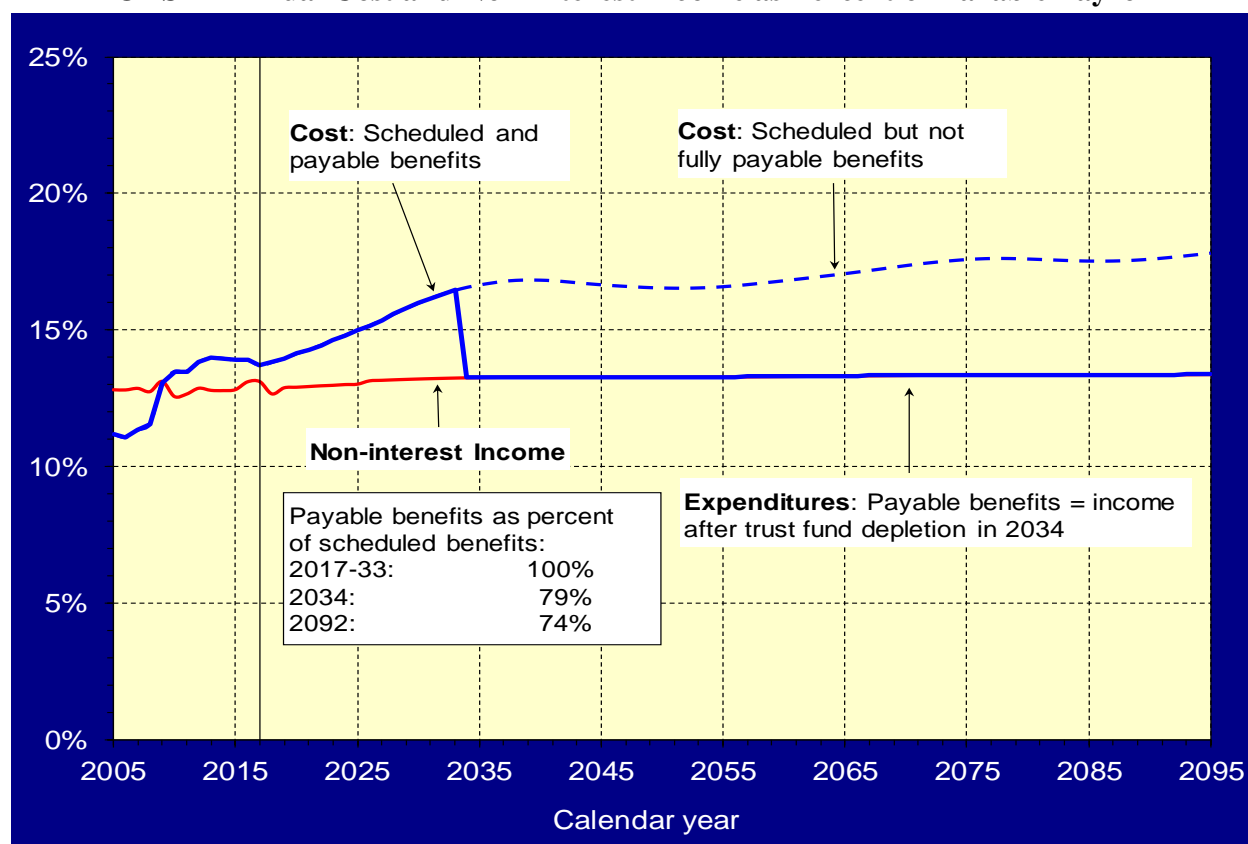
Trust fund reserve depletion is a critical prospect for Social Security, because there is no current authority in the law that would allow borrowing in order to continue paying scheduled benefits in full and on time. For this reason, Congress has always acted to avert reserve depletion, as shown in the figure below. The last comprehensive legislation for Social Security was enacted in 1983. Since 1983, the total payroll tax rate was reallocated in 1994 and again in 2015 to avert depletion of DI Trust Fund reserves. Further comprehensive legislation will be needed by 2034 in order to avoid combined OASI and DI reserve depletion.



Enacting changes well before reserve depletion, even with delayed effective dates, will allow more options to be considered, more advance warning for those affected, and a more gradual phase-in of adjustments. Over the past 28 years, Trustees Reports have projected reserve depletion for the combined OASI and DI Trust Funds as early as 2029 and as late as 2042.

If reserve depletion is allowed to occur in 2034, continuing income to Social Security at that time would be sufficient to finance only 79 percent of the benefits scheduled in the law, with that percentage declining to 74 percent by 2092. The figure below shows the projected level of the cost for paying full scheduled benefits and the scheduled revenue for the program, both as a percentage of Social Security's payroll tax base. After reserve depletion, the cost of paying full benefits is shown in a dashed line, because under current law that cost could not and would not be met. In fact, after reserve depletion, the level of payable benefits would be reduced to the amount available from the continuing tax income for the program.

**OASDI Annual Cost and Non-Interest Income as Percent of Taxable Payroll**

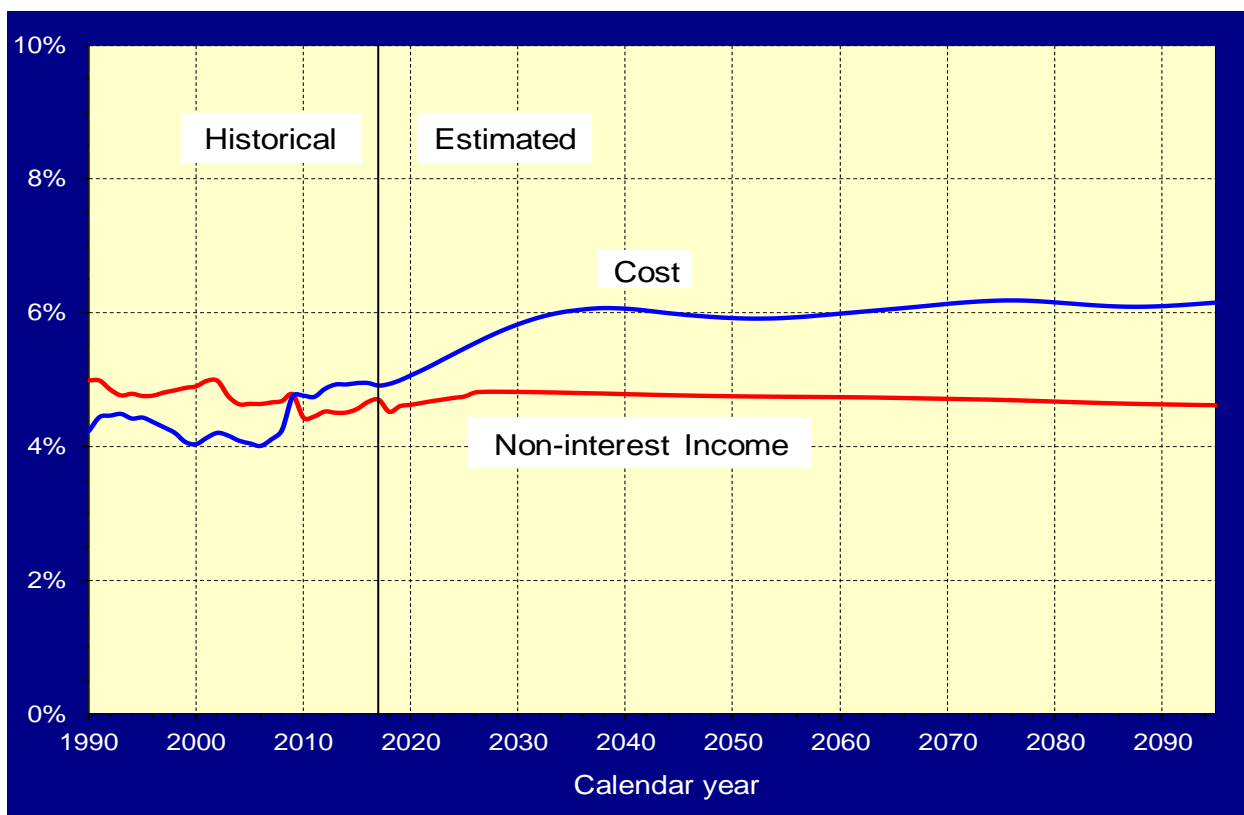


Therefore, under the intermediate projections in the 2018 Trustees Report, in order to avoid reserve depletion and a sudden reduction in the level of payable benefits, we will need to make adjustments in the law by 2034. These adjustments will need to: (1) increase scheduled revenue

for the OASDI program by about 29 percent, (2) reduce scheduled benefits by about 23 percent, or (3) provide some combination of these revenue increases and benefit reductions.

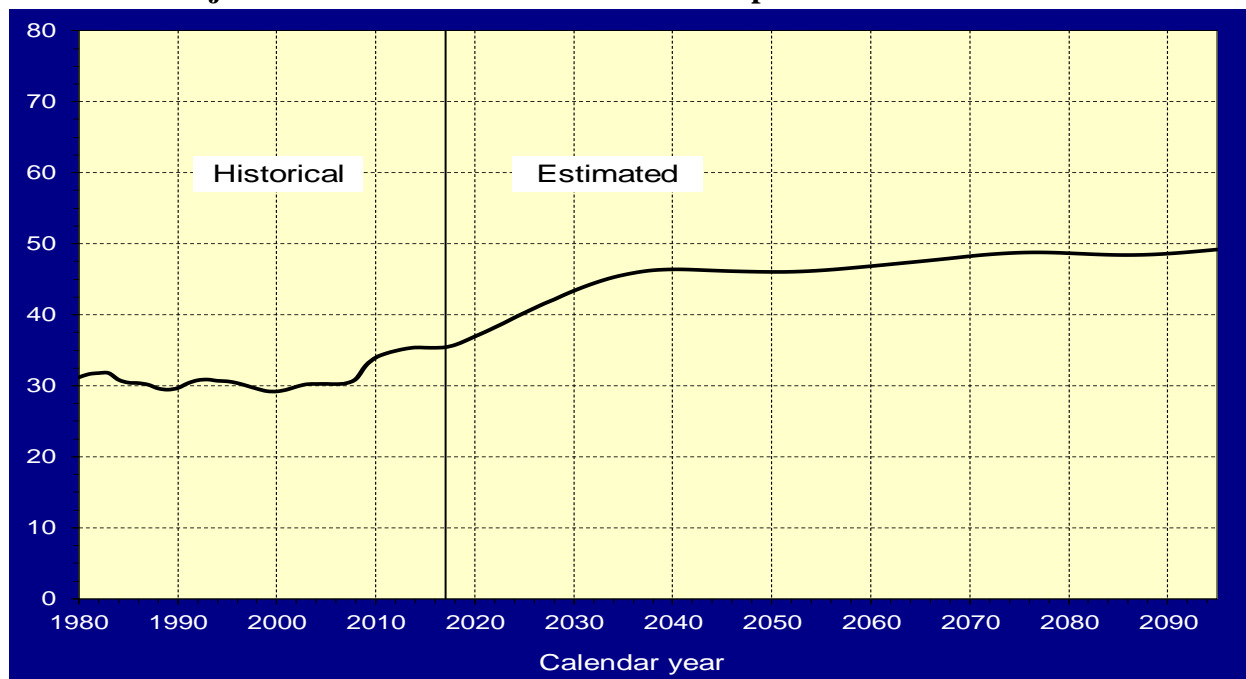
Another way of viewing the cost of providing currently scheduled Social Security benefits is to consider cost as a percent of Gross Domestic Product (GDP). The figure below shows that while the cost of Social Security benefits was about 4.5 percent of GDP for many years before around 2008, the cost of the program will rise to about 6 percent of GDP by 2034 and will remain essentially stable at that level thereafter. The currently scheduled non-interest income is projected to remain relatively level at about 4.6 percent of GDP. Thus, after 2034, there will be a stable gap of about 1.4 percent of GDP between scheduled income and the cost of scheduled benefits. This speaks to Social Security's financial sustainability for the future. The stability of the shortfall of income under current law relative to GDP suggests that the structure of the program is sustainable for the future, but that adjustments in the level of income or benefits will be needed.

**SUSTAINABILITY: Cost as Percent of GDP**



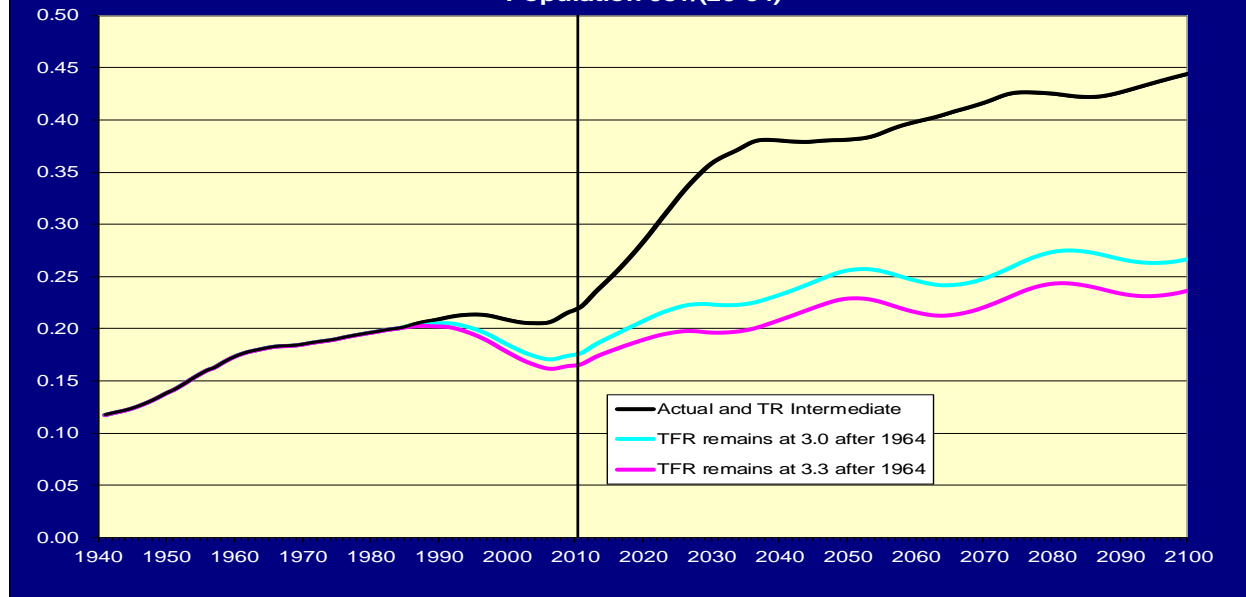
The cost of the Social Security program as a percent of GDP closely follows the ratio of Social Security beneficiaries to workers in covered employment, because the average monthly benefit under the program is designed to rise from one generation to the next at about the same rate as the average earnings for workers making payroll tax contributions.

### Projected Number of OASDI Beneficiaries per 100 Covered Workers



In turn, the ratio of beneficiaries to covered workers closely follows the “aged dependency ratio,” which is the population age 65 and over as a percent of the working age population at ages 20 through 64. The next figure illustrates that the large increase in this ratio between 2010 and 2035 is due primarily to the drop in birth rates, from about 3 children per woman historically (3.3 during the baby-boom years) to about 2 children per woman in more recent years.

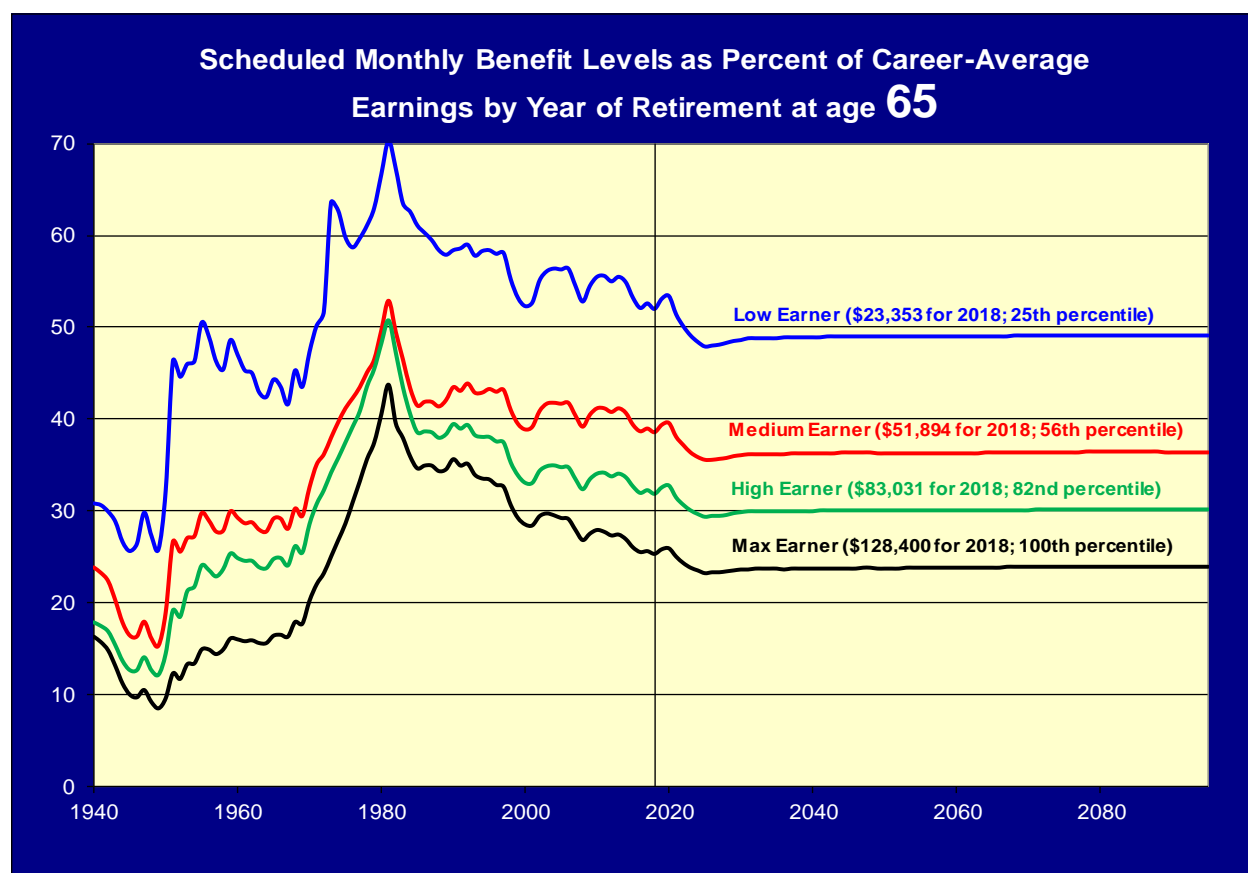
### Aged Dependency Ratio 2018 TR Population 65+/(20-64)



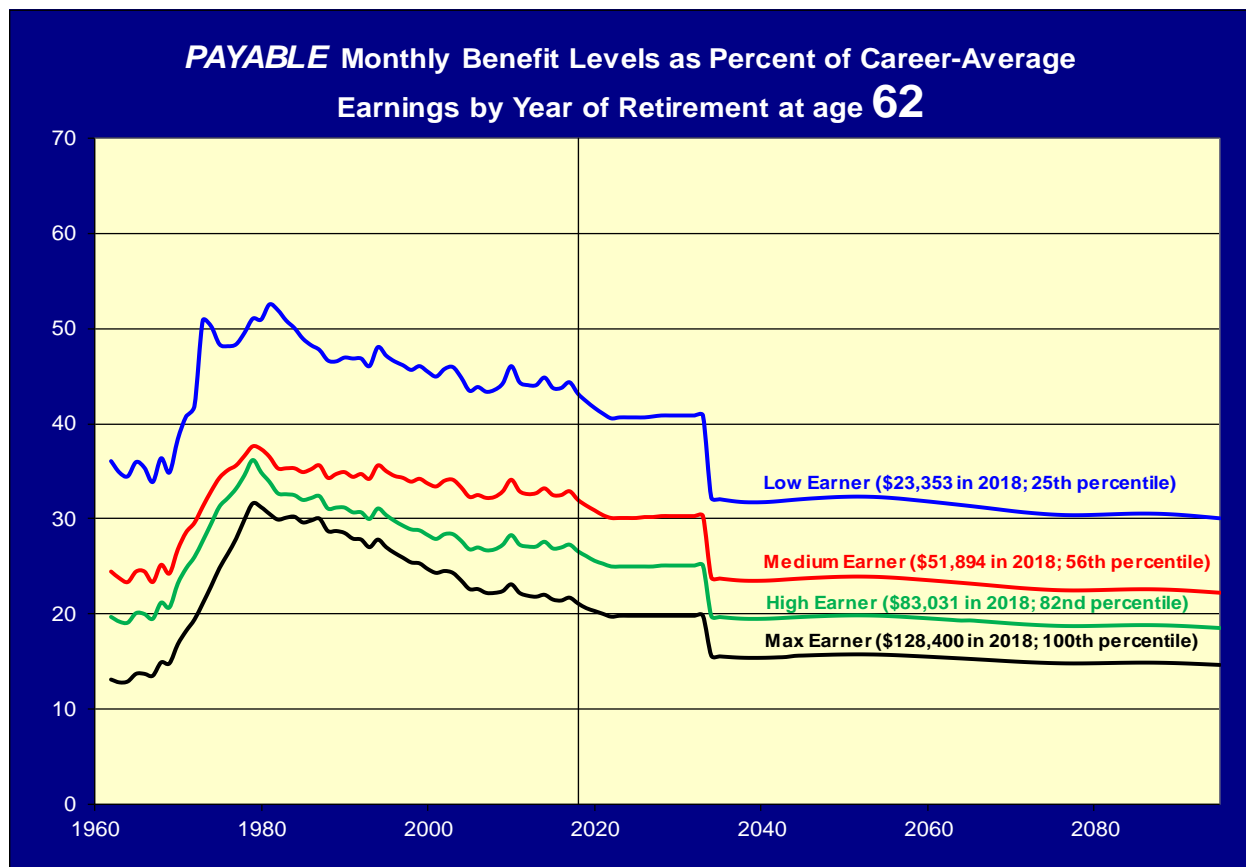
Changes in longevity due to declines in death rates play a more gradual but steady role in the trend of the aged dependency ratio. Fortunately, the mortality projections used in the Trustees Reports have provided a sound basis for evaluating the actuarial status of Social Security in the past. While some have suggested assuming dramatically faster mortality improvement, the track record for the Trustees Reports, plus the very substantial deceleration in mortality improvement since 2009, suggest that projections in the 2018 report represent a sound basis for evaluating prospects for the future.

### Future Social Security Benefit Levels and Tax Levels

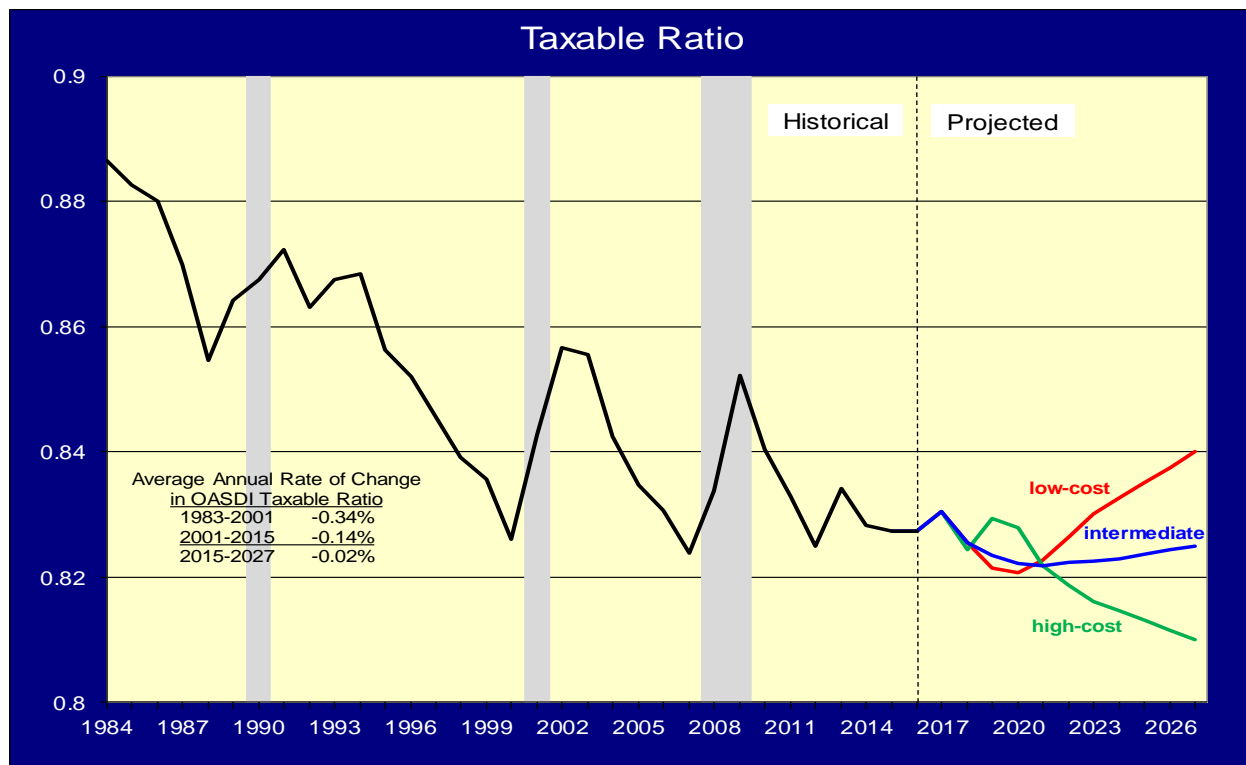
Financial planners generally recommend that workers plan to have retirement income at a level of about 75 to 80 percent of their income during their working career. Social Security has been designed to provide a portion of that retirement income, with the expectation that employer-provided pensions and personal savings will contribute as well. Because lower-paid workers are generally less able to save, and often have little non-Social Security pension income, the Social Security benefit formula is designed to provide a higher percentage of career-average income for lower earners than for higher earners. The figure below illustrates this benefit “replacement rate” for workers at a range of career earnings levels, assuming they start receipt of Social Security retired worker benefits at age 65.



The figure below illustrates that when workers start retired worker benefits at the earliest allowable age, 62, the benefit replacement rate is about 20 percent lower than if they wait until 65. In addition, this figure shows the drop in replacement rate that would occur in the future if benefits are paid after trust fund reserve depletion at the level payable with continued revenue.



Under current law, payroll tax levels for Social Security covered employment are scheduled to remain at 6.2 percent for employees, 6.2 percent for employers, and 12.4 percent for self-employment earnings, up to a total annual earnings level of \$132,900 in 2019. This “taxable maximum” is indexed by the growth in the average wage in the economy. Historically and projected into the future, about 94 percent of workers have annual earnings below the taxable maximum, and so pay the payroll tax on all of their earnings. The earnings above the taxable maximum for the remaining 6 percent of workers accounted for about 11 percent of covered earnings in 1984, but have increased to about 17 percent of earnings today, as a result of increasing dispersion in earnings levels between 1984 and 2000. This dispersion in earnings levels has largely stabilized since 2000.



### **Comprehensive Legislative Proposals to Enhance Social Security Actuarial Status**

Many comprehensive legislative proposals have been introduced in Congress since the enactment of the landmark 1983 Social Security Amendments. At the time of the enactment of the 1983 Amendments, combined OASI and DI Trust Fund reserve depletion was projected to occur just beyond the end of the long-range 75-year projection period. However, the projected annual cost and income of the program showed that the reserves, after building up substantially for many years, would thereafter decline steeply to the point of depletion. To avoid this undesirable pattern, since the mid-1990's, comprehensive legislative proposals that aim to avoid reserve depletion over the next 75 years have generally been designed to meet the requirements of "sustainable solvency." These requirements are (1) avoiding reserve depletion throughout the period, and (2) having the trust fund ratio (reserves as a percent of annual program cost) stable or rising at the end of the 75-year projection period. When these requirements are met, Social Security is expected to be adequately financed for the foreseeable future, under the intermediate assumptions for the Trustees Report.

On the Office of the Chief Actuary's website, we provide analyses of all comprehensive proposals that we have provided estimates for since 1995, including many that have been introduced as legislation in Congress; see <https://www.ssa.gov/oact/solvency/index.html>. These proposals cover a wide range of approaches for modifying the revenue and benefits specified in the law. In recent years, our proposal analyses have included tables illustrating the effects of

comprehensive proposals on the benefit and tax levels for workers with a range of career-average earnings levels. These tables provide insight into the differential effects proposals would have for beneficiaries and workers in future years, as the provisions of the proposal are implemented.

Estimates of the financial effects of most of the individual provisions included in these comprehensive proposals can be found at <https://www.ssa.gov/oact/solvency/provisions/index.html>. These estimates are updated based on the baseline projections and assumptions of each annual Trustees Report.

### **An Example of a Comprehensive Legislative Proposal**

The Social Security 2100 Act, introduced by Chairman Larson in the House on January 19 of this year (and by Senators Blumenthal and Van Hollen in the Senate on the same day) provides a recently introduced example of a comprehensive legislative proposal. The Social Security 2100 Act would enhance Social Security by: (1) meeting the requirements of sustainable solvency; (2) fully financing the benefits scheduled in current law; and (3) providing selected increases in benefits, which are also financed under the legislation. Our description of the provisions of this Bill and our estimates of the effects on the actuarial status of the trust funds, benefit levels, tax levels, and budget measures are available at [https://www.ssa.gov/oact/solvency/LarsonBlumenthalVanHollen\\_20190130.pdf](https://www.ssa.gov/oact/solvency/LarsonBlumenthalVanHollen_20190130.pdf).

Under current law, scheduled financing falls short of the cost of scheduled OASDI benefits by about 2.84 percent of taxable payroll over the next 75 years, which amounts to about 1 percent of GDP over the period. The increases in scheduled revenue included in the Social Security 2100 Act would:

- Provide the extra 1 percent of GDP needed to fully finance currently scheduled benefits;
- Generate an additional 0.3 percent of GDP over the next 75 years, which would finance increases in currently scheduled benefits (benefit levels in the Bill are about 4.6 percent above the levels scheduled in current law); and
- Generate a further 0.1 percent of GDP over the next 75 years, leading to a significant and rising level of trust fund reserves at the end of the period (250 percent of annual program cost at the end of 2092), providing some extra measure of certainty that Social Security would be adequately financed over the 75-year projection period and beyond.

At the end of the 75-year projection period, annual income and annual cost for the program would both be about 6.4 percent of GDP, whereas under current law, cost is projected to be 6.1 percent of GDP and income is projected to be only 4.6 percent of GDP.



Section 204 of the Bill would combine the OASI and DI Trust Funds into a single fund starting in 2020. Additional provisions would either increase scheduled benefits or increase scheduled revenue.

Provisions that provide increased levels of scheduled benefits under the proposal include:

- Section 101—increases the first “PIA factor” from 90 to 93, thus increasing benefits by about 3 percent for the 10 percent of beneficiaries with the lowest PIA, with smaller increases for all other beneficiaries.
- Section 102—computes the annual Social Security COLA using the CPI-E (based on purchase patterns by the elderly) rather than the CPI-W (based on purchase patterns for urban workers). This would increase scheduled retiree benefits by about 2 percent at age 72, and by about 4 percent at age 82.
- Section 103—updates the special minimum benefit provision (which under current law, provides virtually no additional benefit). The updated special minimum provision would assure a minimum PIA at 125 percent of the poverty level for long-career workers becoming eligible in 2020, with that minimum increased by the average wage growth for individuals becoming eligible after 2020, so the effectiveness of the minimum provision would persist into the future.
- Section 104—increases the threshold at which Social Security benefits become subject to income tax, but still allocates as much revenue to the Medicare HI Trust Fund as if this change had not been made.
- Section 202—provides a 2 percent PIA factor for earnings subject to the increase in the payroll tax base above the current-law maximum (see section 201).

Provisions in the Bill that provide additional revenue include:

- Section 201—applies the current payroll tax to earnings in excess of \$400,000, starting in 2020. This threshold would not be indexed and would eventually meet the current-law maximum amount, so that all covered earnings would be subject to the payroll tax.
- Section 203—increases the combined Social Security payroll tax rate by 0.1 percentage point each year from 12.4 percent for 2019, reaching 14.8 percent for 2043 and later.

The Social Security 2100 Act is one of many Bills introduced in the House and the Senate that would modify benefit and income provisions for Social Security, and one of several that would meet the requirements for sustainable solvency.

## **Conclusion**

Annual actuarial valuations of the OASI and DI Trust Funds show that the program faces financial shortfalls in the future under the current law provisions. Social Security's financing has not yet been adequately adjusted to accommodate the changing age distribution of our population, which has been well understood and anticipated for many years. The shift to a higher but stable level of cost as a percent of GDP, as a result of the aging population, must be addressed in the next 10 to 15 years, before either trust fund reaches reserve depletion.

All of us in the Office of the Chief Actuary look forward to continuing to work with the members of this subcommittee, and all other members of the House and the Senate, in developing comprehensive legislation to maintain Social Security solvency for the foreseeable future.

Thank you again for the opportunity to talk to you today. I look forward to answering any questions you may have.



**SOCIAL SECURITY**  
Office of the Chief Actuary

May 7, 2019

The Honorable John Larson  
Chairman, Subcommittee on Social Security  
Committee on Ways and Means  
House of Representatives  
Washington, DC 20515

Dear Mr. Larson:

Thank you again for the opportunity to testify before the Committee on Ways and Means, Subcommittee on Social Security, at the April 10, 2019 hearing on “Comprehensive Legislative Proposals to Enhance Social Security.” It is always a pleasure working with you and everyone associated with the Subcommittee. I hope the information that I provided at the hearing will be helpful. Below I have restated the two questions for the record that you sent to me on April 26, 2019 and have provided answers.

**A) In your analyses, how would the Social Security 2100 Act affect benefit levels for current and future generations of retirees, especially Millennials?**

First, enactment of the Social Security 2100 Act would make the Social Security Trust Funds “sustainably solvent” by entirely eliminating the prospect of depletion of reserves for Social Security Trust Funds for the foreseeable future under the intermediate assumptions of the 2018 Trustees Report. Considering the OASI and DI benefits and trust funds on a combined basis, the 2018 Trustees Report shows a projected 21-percent shortfall of revenue needed to pay full benefits scheduled in current law at the time of reserve depletion in 2034, and a 26-percent shortfall projected for 2092. If the Social Security 2100 Act were signed into law, the reserves would not be projected to deplete, so the level of benefits payable by Social Security in 2034 would be increased by more than 26 percent, and this increase would rise to at least 35 percent by 2092.

However, the Bill also includes provisions that raise benefits above the level scheduled in current law. Provisions to change the Primary Insurance Amount (PIA) formula would provide an immediate increase for all beneficiaries in 2020 and later, including those who have already been receiving benefits in prior years. Changing to use the Consumer Price Index reflecting purchases by the elderly (CPI-E) would also be expected to provide higher benefits for virtually all beneficiaries in 2020 and later. The modification of the

special minimum benefit formula would restore its ability to enhance benefit levels for long-career low earners.

In my letter to you and Senators Blumenthal and Van Hollen of January 30, 2019, we provided tables showing projected changes in benefit levels by future year and career earnings level for selected retired workers. By 2050, the final column in table B1 shows that workers retiring at age 65 would receive between 28 percent and 82 percent higher benefits than would be payable under current law, with the largest increases for low earners with 30-year careers. For example, a 30-year career earner, with average annual earnings at a level of \$13,000 in 2018 wage-indexed dollars, would expect a benefit 82 percent above the level payable under current law. In addition, many workers with earnings above the current-law taxable maximum would have increases in benefits based on earnings becoming subject to payroll tax under the Bill. The percentage increases in benefits over what would be payable under current law would be even higher for later years.

**B) During the hearing there was discussion of the increase in payroll tax for a Millennial earning \$50,000, and the effect that might have on their ability to save for retirement. Can you provide a fuller sense of both the additional payroll tax that would be paid by such individuals and the additional retirement benefits they would expect to receive if the Social Security 2100 Act were enacted?**

It was stated in the hearing that a millennial would eventually pay an additional \$600 per year on annual earnings of \$50,000. However, there was no discussion of the increase a millennial would receive in their subsequent Social Security benefits in retirement under the Social Security 2100 Act. In fact, the increase in future benefits for a millennial at this earnings level would be far greater than the additional payroll tax contributions made by almost any measure.

Pew Research Center defines millennials as individuals born between 1981 and 1996. In 2020, these individuals will be at ages 24 through 39. So, as an example, consider a millennial worker born in 1985 who will turn age 35 in 2020, work until age 64, and then start Social Security retired worker benefits in 2050 at age 65. Also assume this millennial has earnings (expressed in terms of today's dollars, on an average-wage-indexed basis) of about \$50,000 per year through age 64. Assuming enactment of the Social Security 2100 Act, this worker will pay an additional \$25 in payroll tax during the year 2020, an additional \$50 in 2021, an additional \$75 in 2022, and so on, reaching an additional \$600 in each year 2043 through 2049. The additional payroll taxes paid by the worker would be matched by an equal additional amount paid by his or her employer in these years. Thus, the average additional amount paid by this worker in the 30 years 2020 through 2049 would be about \$370 per year in today's dollars, with an equal additional amount paid by the employer, for a total additional payroll tax contribution averaging \$740 per year over 30 years.

Consistent with values shown in table B1 of the January 30, 2019 letter, this worker would have a current-law "scheduled" monthly benefit level of about \$1,450 in 2050, or

about \$17,400 per year. However, under current law, the amount that would be actually payable would be closer to \$13,760 for the year, because scheduled benefits would be cut by about 21 percent in 2050 after reserves are depleted. Assuming enactment of the Bill, the benefit payable at age 65 would be increased to \$17,750. This would be an increase in the payable benefit for the worker of about 30 percent, or about \$3,990 per year of retirement in today's dollars. Taking this example a step further, the 35-year old millennial in 2020 has about a 90 percent probability of surviving to age 65, and if he or she does survive, would be expected to live roughly 22 additional years thereafter. Considering discounting for interest, the expected additional benefits in retirement for the millennial earning \$50,000 would be over 2.5 times as much as the additional payroll taxes paid by the employee and employer. In addition, enactment of the Bill would also support increased payable benefits should the worker die or become disabled between 2034 and 2050.

It is true, as stated in the hearing, that the proposed increase in payroll tax would likely reduce to a degree the personal savings that millennials would put aside, but we should not forget the additional payable benefits that would also come from enacting the Bill.

I hope this further information will be helpful. If you have any additional questions or need assistance in any way, please let me know.

Sincerely,

A handwritten signature in black ink that reads "Stephen C. Goss". The signature is written in a cursive style with a large initial 'S' and a long, sweeping underline.

Stephen C. Goss, ASA, MAAA  
Chief Actuary

cc: Kathryn Olson