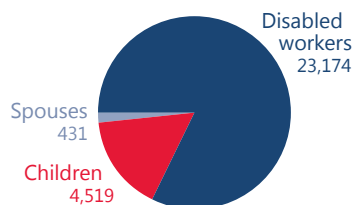
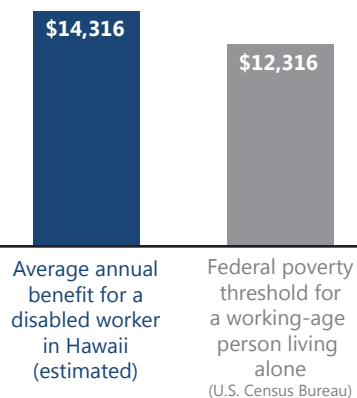





Most DI beneficiaries in Hawaii are disabled workers



Average annual benefits compared to the poverty threshold



Total annual benefits



While Social Security is best known for providing retirement benefits, the program also provides Disability Insurance (DI) protection to workers and their families (spouses, minor children, and disabled adult children).

Number of Disability Insurance beneficiaries in current-payment status, average monthly benefit, and total monthly benefits, December 2014

Congressional district	Number of beneficiaries				Average monthly benefit (dollars)			Total monthly benefits (millions of dollars)
	Total	Disabled workers	Children	Spouses	Disabled workers	Children	Spouses	
Hawaii	28,124	23,174	4,519	431	1,193	357	301	29.4
1	11,023	9,157	1,677	189	1,185	372	301	11.5
2	17,101	14,017	2,842	242	1,198	348	301	17.9
All areas ^a	10,931,092	8,954,518	1,827,619	148,955	1,165	349	315	11,120.2

SOURCES: Social Security Administration, Master Beneficiary Record, 100 percent data; and U.S. Postal Service geographic data.

a. Includes beneficiaries in the 50 states, District of Columbia, American Samoa, Guam, Northern Mariana Islands, Puerto Rico, U.S. Virgin Islands, and foreign countries.