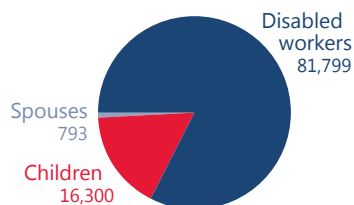
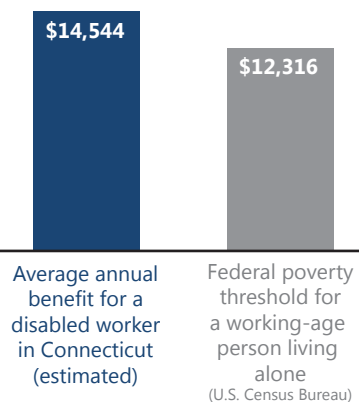




Most DI beneficiaries in Connecticut are disabled workers



Average annual benefits compared to the poverty threshold



Total annual benefits



While Social Security is best known for providing retirement benefits, the program also provides Disability Insurance (DI) protection to workers and their families (spouses, minor children, and disabled adult children).

Number of Disability Insurance beneficiaries in current-payment status, average monthly benefit, and total monthly benefits, December 2014

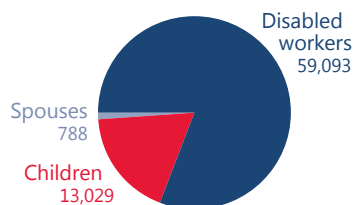
Congressional district	Number of beneficiaries			Average monthly benefit (dollars)			Total monthly benefits (millions of dollars)	
	Total	Disabled workers	Children	Spouses	Disabled workers	Children		Spouses
Connecticut	98,892	81,799	16,300	793	1,212	394	331	105.8
1	21,565	17,789	3,618	158	1,181	383	306	22.5
2	20,999	17,449	3,360	190	1,241	398	329	23.1
3	21,813	18,180	3,489	144	1,211	388	352	23.4
4	12,769	10,533	2,119	117	1,232	425	368	13.9
5	21,746	17,848	3,714	184	1,203	388	316	23.0
All areas ^a	10,931,092	8,954,518	1,827,619	148,955	1,165	349	315	11,120.2

SOURCES: Social Security Administration, Master Beneficiary Record, 100 percent data; and U.S. Postal Service geographic data.

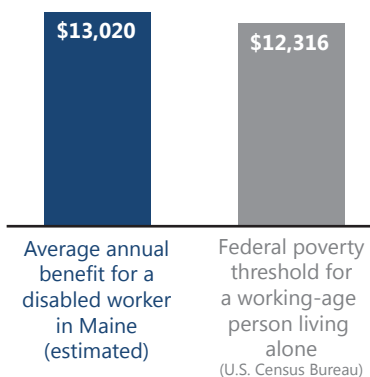
a. Includes beneficiaries in the 50 states, District of Columbia, American Samoa, Guam, Northern Mariana Islands, Puerto Rico, U.S. Virgin Islands, and foreign countries.



Most DI beneficiaries in Maine are disabled workers



Average annual benefits compared to the poverty threshold



Total annual benefits



While Social Security is best known for providing retirement benefits, the program also provides Disability Insurance (DI) protection to workers and their families (spouses, minor children, and disabled adult children).

Number of Disability Insurance beneficiaries in current-payment status, average monthly benefit, and total monthly benefits, December 2014

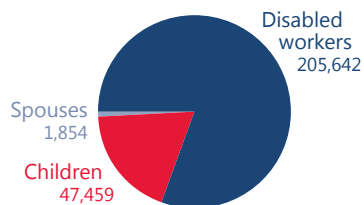
Congressional district	Number of beneficiaries				Average monthly benefit (dollars)			Total monthly benefits (millions of dollars)
	Total	Disabled workers	Children	Spouses	Disabled workers	Children	Spouses	
Maine	72,910	59,093	13,029	788	1,085	324	298	68.6
1	31,304	25,375	5,660	269	1,102	333	308	29.9
2	41,606	33,718	7,369	519	1,073	316	293	38.7
All areas ^a	10,931,092	8,954,518	1,827,619	148,955	1,165	349	315	11,120.2

SOURCES: Social Security Administration, Master Beneficiary Record, 100 percent data; and U.S. Postal Service geographic data.

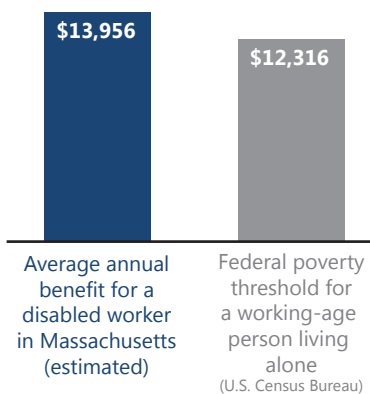
a. Includes beneficiaries in the 50 states, District of Columbia, American Samoa, Guam, Northern Mariana Islands, Puerto Rico, U.S. Virgin Islands, and foreign countries.



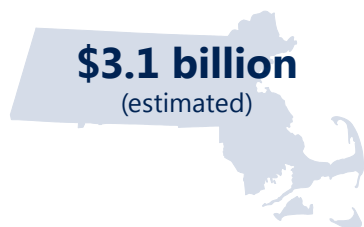
Most DI beneficiaries in Massachusetts are disabled workers



Average annual benefits compared to the poverty threshold



Total annual benefits



While Social Security is best known for providing retirement benefits, the program also provides Disability Insurance (DI) protection to workers and their families (spouses, minor children, and disabled adult children).

Number of Disability Insurance beneficiaries in current-payment status, average monthly benefit, and total monthly benefits, December 2014

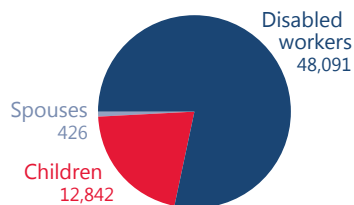
Congressional district	Number of beneficiaries				Average monthly benefit (dollars)			Total monthly benefits (millions of dollars)
	Total	Disabled workers	Children	Spouses	Disabled workers	Children	Spouses	
Massachusetts	254,955	205,642	47,459	1,854	1,163	365	315	257.1
1	41,510	32,655	8,470	385	1,093	316	272	38.5
2	31,084	25,038	5,848	198	1,157	352	304	31.1
3	31,644	24,938	6,457	249	1,152	345	296	31.0
4	23,183	18,584	4,448	151	1,230	409	337	24.7
5	18,319	15,195	2,993	131	1,228	425	366	20.0
6	23,961	19,582	4,203	176	1,239	422	362	26.1
7	26,066	21,580	4,327	159	1,053	326	282	24.2
8	26,481	21,514	4,814	153	1,208	391	369	27.9
9	32,707	26,556	5,899	252	1,179	374	321	33.6
All areas ^a	10,931,092	8,954,518	1,827,619	148,955	1,165	349	315	11,120.2

SOURCES: Social Security Administration, Master Beneficiary Record, 100 percent data; and U.S. Postal Service geographic data.

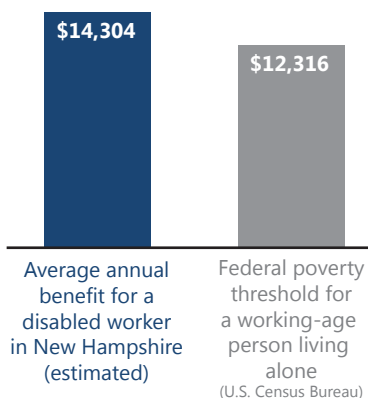
a. Includes beneficiaries in the 50 states, District of Columbia, American Samoa, Guam, Northern Mariana Islands, Puerto Rico, U.S. Virgin Islands, and foreign countries.



Most DI beneficiaries in New Hampshire are disabled workers



Average annual benefits compared to the poverty threshold



Total annual benefits



While Social Security is best known for providing retirement benefits, the program also provides Disability Insurance (DI) protection to workers and their families (spouses, minor children, and disabled adult children).

Number of Disability Insurance beneficiaries in current-payment status, average monthly benefit, and total monthly benefits, December 2014

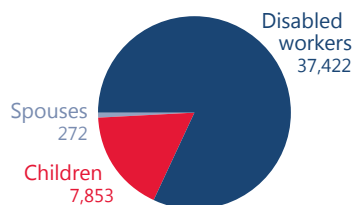
Congressional district	Number of beneficiaries				Average monthly benefit (dollars)			Total monthly benefits (millions of dollars)
	Total	Disabled workers	Children	Spouses	Disabled workers	Children	Spouses	
New Hampshire	61,359	48,091	12,842	426	1,192	351	302	62.0
1	30,604	23,993	6,383	228	1,200	357	309	31.1
2	30,755	24,098	6,459	198	1,183	346	295	30.8
All areas ^a	10,931,092	8,954,518	1,827,619	148,955	1,165	349	315	11,120.2

SOURCES: Social Security Administration, Master Beneficiary Record, 100 percent data; and U.S. Postal Service geographic data.

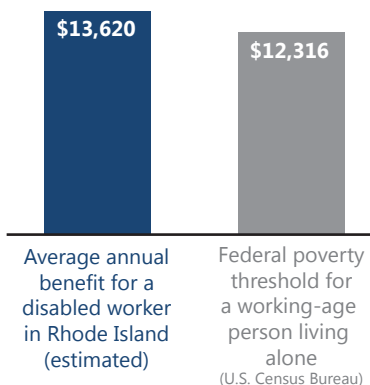
a. Includes beneficiaries in the 50 states, District of Columbia, American Samoa, Guam, Northern Mariana Islands, Puerto Rico, U.S. Virgin Islands, and foreign countries.



Most DI beneficiaries in Rhode Island are disabled workers



Average annual benefits compared to the poverty threshold



Total annual benefits



While Social Security is best known for providing retirement benefits, the program also provides Disability Insurance (DI) protection to workers and their families (spouses, minor children, and disabled adult children).

Number of Disability Insurance beneficiaries in current-payment status, average monthly benefit, and total monthly benefits, December 2014

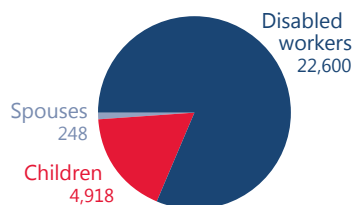
Congressional district	Number of beneficiaries				Average monthly benefit (dollars)			Total monthly benefits (millions of dollars)
	Total	Disabled workers	Children	Spouses	Disabled workers	Children	Spouses	
Rhode Island	45,547	37,422	7,853	272	1,135	344	276	45.3
1	23,259	19,079	4,063	117	1,107	323	286	22.5
2	22,288	18,343	3,790	155	1,164	367	268	22.8
All areas ^a	10,931,092	8,954,518	1,827,619	148,955	1,165	349	315	11,120.2

SOURCES: Social Security Administration, Master Beneficiary Record, 100 percent data; and U.S. Postal Service geographic data.

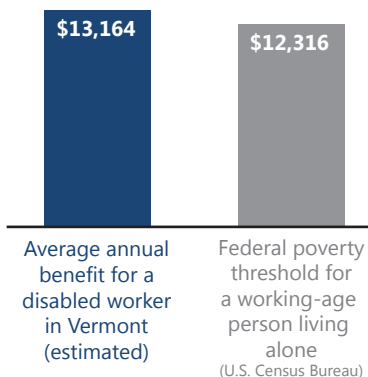
a. Includes beneficiaries in the 50 states, District of Columbia, American Samoa, Guam, Northern Mariana Islands, Puerto Rico, U.S. Virgin Islands, and foreign countries.



Most DI beneficiaries in Vermont are disabled workers



Average annual benefits compared to the poverty threshold



Total annual benefits



While Social Security is best known for providing retirement benefits, the program also provides Disability Insurance (DI) protection to workers and their families (spouses, minor children, and disabled adult children).

Number of Disability Insurance beneficiaries in current-payment status, average monthly benefit, and total monthly benefits, December 2014

Congressional district	Number of beneficiaries				Average monthly benefit (dollars)			Total monthly benefits (millions of dollars)
	Total	Disabled workers	Children	Spouses	Disabled workers	Children	Spouses	
Vermont	27,766	22,600	4,918	248	1,097	333	278	26.5
All areas ^a	10,931,092	8,954,518	1,827,619	148,955	1,165	349	315	11,120.2

SOURCES: Social Security Administration, Master Beneficiary Record, 100 percent data; and U.S. Postal Service geographic data.

a. Includes beneficiaries in the 50 states, District of Columbia, American Samoa, Guam, Northern Mariana Islands, Puerto Rico, U.S. Virgin Islands, and foreign countries.